

Jai • Speed

Stat-Pack

thru Feb 25, 2024 (Final)



THE 2ND ANNUAL DANIA BEACH INVITATIONAL



jaispeedstatpack@gmail.com

Note: This data is provided for general informational purposes. It is unaudited and does not represent official business.

THE 2ND ANNUAL DANIA BEACH INVITATIONAL

Dec 2023 - Feb 2024

ROSTER



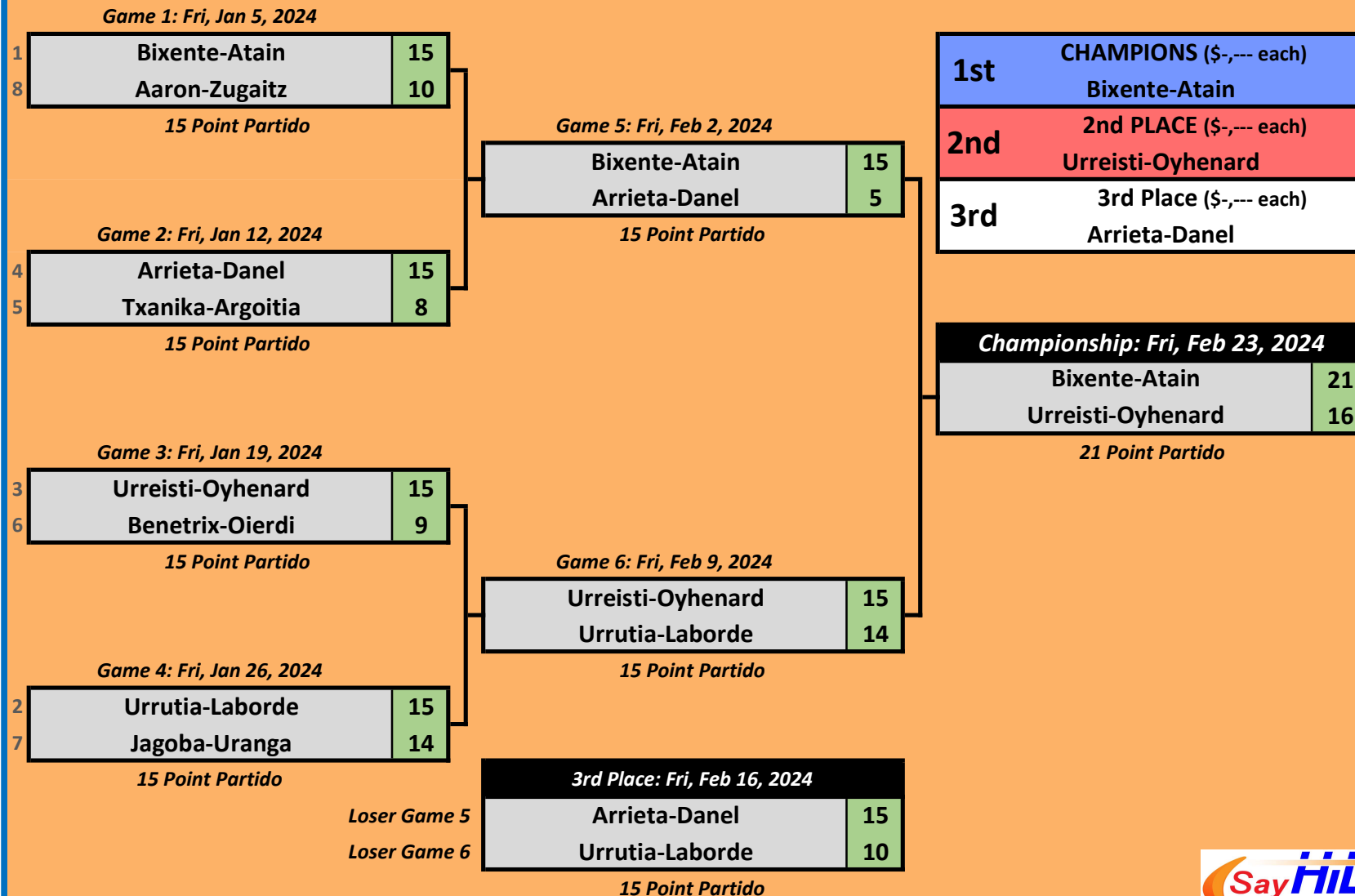
#	Name	Pos	Hgt	Wgt	Born	Nationality
11	Atain	B	6'2"	189	3/19/2004	Markina-Xemein, Spain
12	Urrutia	F	5'8"	154	3/5/2001	St. Jean Pied Port, France
13	Benetrix	F	6'0"	165	11/20/2002	Bayonne, France
14	Oierdi	B	6'0"	155	11/3/2003	Gernika, Spain
17	Uranga	B	6'1"	202	5/20/1994	Zumaia, Spain
20	Zugaitz	B	5'9"	176	5/20/1997	St. Jean de Luz, France
21	Danel	B	5'11"	187	6/22/2000	Markina-Xemein, Spain
23	Laloo	F	5'9"	165	12/19/1996	Bayonne, France
25	Txanika	F	5'9"	171	11/25/2002	Hondaribia, Spain
26	Jagoba	F	5'10"	164	7/12/1992	Orereta-Rentaria, Spain
27	Libois	F	6'1"	161	8/27/2003	Bidart, France
30	Urreisti	F	5'10"	149	8/30/2004	Mutriku, Spain
36	Etcheberry	F	5'11"	165	10/16/1998	Bayonne, France
46	Arrieta	F	5'10"	185	5/16/1980	Bridgeport, CT
52	Aaron	F	6'2"	200	8/26/1999	Vitoria-Gastiez, Spain
56	Argoitia	B	6'0"	171	6/3/2007	Berriatua, Spain
59	Leke ##	B	5'11"	194	12/13/1994	Gernika, Spain
64	Laborde	B	6'2"	185	8/1/1998	St. Jean de Luz, France
68	Goikoetxea #	F				
72	Cabanillas	B	5'8"	165	1/3/2004	Zumaia, Spain
92	Toucoullet	B	5'8"	158	6/1/1992	Bourg-la-Reine, France
96	Oyhenard	B	6'2"	187	1/13/1999	Mauleon, France
99	Bixente	F	5'8"	141	2/3/1999	Biarritz, France

Goikoetxea played: Friday, December 15 - Sunday, December 17 (4 performances)

Leke played: Saturday, December 16 - January 20 (38 performances)

THE DANIA BEACH INVITATIONAL 2023-2024 JAI-ALAI TOURNAMENT

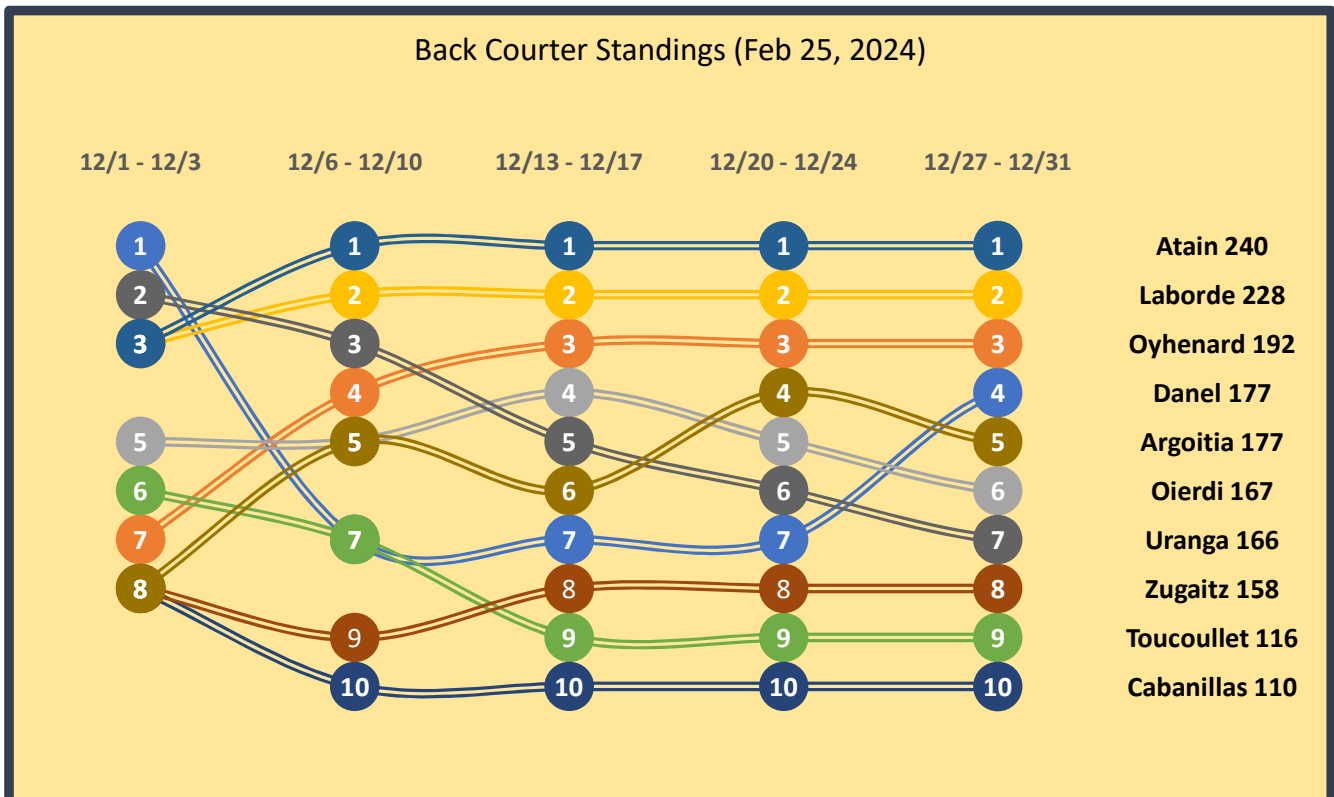
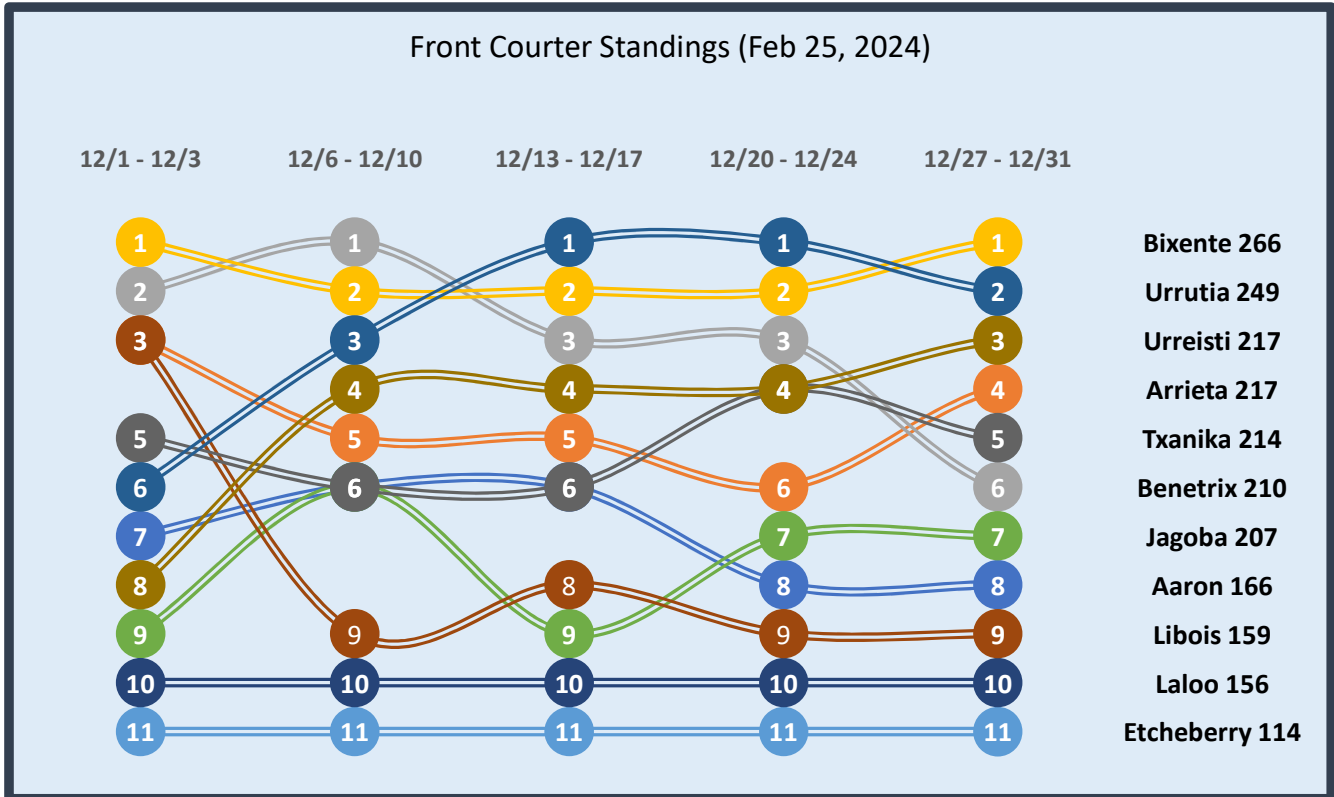
\$--,--- Partido Prize Money



THE 2ND ANNUAL DANIA BEACH INVITATIONAL Dec 2023 - Feb 2024



Qualifier Standings - Top 8 FC & BC Advance (FINAL)



NOTE: Number of Wins breaks a Tie in points.

Singles

		Boleto		Totals					2/7 - 2/11				2/14 - 2/18				2/21 - 2/25													
Player	\$\$\$	/GP	GP	W	P	S	Q	W%	Qn %	ITM	ITM by Week	Week 11				Week 12				Week 13										
												GP	W	P	S	Q	ITM	GP	W	P	S	Q	ITM	GP	W	P	S	Q	ITM	
Front Courters	Aaron Arrieta	\$2,348	\$16.19	145	22	28	15	9	15.2%	34.5%	44.8%		11	-	2	1	-	27.3%	10	-	3	1	1	40.0%	12	3	1	2	-	50.0%
	Benetrix Bixente	\$2,326	\$15.93	146	28	19	16	3	19.2%	32.2%	43.2%		13	-	2	-	-	15.4%	11	2	-	2	-	36.4%	12	3	1	2	-	50.0%
	Etcheberry	\$2,046	\$15.86	129	23	18	16	3	17.8%	31.8%	44.2%		12	2	3	1	-	50.0%	10	2	1	2	-	50.0%	14	1	4	1	-	42.9%
	Jagoba Lalo	\$1,578	\$15.62	101	15	18	12	4	14.9%	32.7%	44.6%		8	1	-	2	1	37.5%	13	2	2	2	-	46.2%	10	2	-	3	-	50.0%
	Libois	\$1,732	\$12.11	143	15	15	26	1	10.5%	21.0%	39.2%		10	2	1	2	-	50.0%	11	2	2	2	-	54.5%	15	2	2	2	-	40.0%
	Txanika Urrutia	\$2,574	\$17.51	147	26	25	25	2	17.7%	34.7%	51.7%		11	4	2	1	-	63.6%	10	1	5	1	-	70.0%	11	1	2	5	-	72.7%
	Urrutia	\$2,612	\$18.39	142	29	23	23	1	20.4%	36.6%	52.8%		10	1	1	1	-	30.0%	9	1	1	1	-	33.3%	11	2	1	2	-	45.5%
	Argoitia	\$1,976	\$14.53	136	22	16	18	3	16.2%	27.9%	41.2%		14	3	-	6	-	64.3%	13	2	-	1	2	23.1%	7	1	1	-	-	28.6%
	Atain	\$1,666	\$11.90	140	11	22	18	8	7.9%	23.6%	36.4%		11	1	1	3	2	45.5%	11	2	2	2	-	54.5%	12	-	5	1	1	50.0%
	Cabanillas	\$866	\$6.01	144	4	13	12	3	2.8%	11.8%	20.1%		14	1	1	1	-	21.4%	11	-	2	1	-	27.3%	9	-	-	1	-	11.1%
Back Courters	Danel	\$1,560	\$11.47	136	16	12	17	5	11.8%	20.6%	33.1%		11	-	1	1	-	18.2%	10	-	1	1	1	20.0%	9	-	1	-	1	11.1%
	Laborde	\$1,656	\$11.58	143	19	15	11	3	13.3%	23.8%	31.5%		12	2	1	1	-	33.3%	12	1	1	2	-	33.3%	11	3	2	-	1	45.5%
	Leke	\$714	\$12.98	55	7	8	5	2	12.7%	27.3%	36.4%																			
	Oierdi	\$878	\$6.36	138	3	12	16	4	2.2%	10.9%	22.5%		11	-	-	1	1	9.1%	11	-	-	2	-	18.2%	8	-	-	-	-	-
	Oyhenard	\$1,208	\$9.15	132	5	13	23	9	3.8%	13.6%	31.1%		11	-	2	2	-	36.4%	10	-	1	2	2	30.0%	10	1	2	-	-	30.0%
	Toucoulet	\$912	\$6.42	142	8	10	10	1	5.6%	12.7%	19.7%		14	2	2	-	-	28.6%	11	1	1	-	-	18.2%	11	2	-	1	-	27.3%
	Uranga	\$1,320	\$9.57	138	8	16	19	5	5.8%	17.4%	31.2%		9	-	1	1	1	22.2%	13	1	1	1	-	23.1%	11	-	2	3	-	45.5%
	Zugaitz	\$952	\$7.50	127	5	9	18	6	3.9%	11.0%	25.2%																			

Doubles

		Boleto		Totals					2/7 - 2/11				2/14 - 2/18				2/21 - 2/25													
Player	\$\$\$	/GP	GP	W	P	S	Q	W%	Qn %	ITM	ITM by Week	Week 11				Week 12				Week 13										
												GP	W	P	S	Q	ITM	GP	W	P	S	Q	ITM	GP	W	P	S	Q	ITM	
Front Courters	Aaron Arrieta	\$1,832	\$5.40	339	24	36	56	22	7.1%	17.7%	34.2%		24	4	3	1	1	33.3%	28	2	5	3	1	35.7%	28	1	2	3	4	21.4%
	Benetrix Bixente	\$2,301	\$6.91	333	38	55	46	11	11.4%	27.9%	41.7%		24	2	4	4	-	41.7%	26	3	3	1	1	26.9%	27	2	3	7	-	44.4%
	Etcheberry	\$1,635	\$5.33	307	29	26	40	20	9.4%	17.9%	30.9%		26	5	4	3	-	46.2%	28	2	1	6	3	32.1%	27	4	3	3	1	37.0%
	Jagoba Lalo	\$1,558	\$6.16	253	30	28	31	13	11.9%	22.9%	35.2%		25	5	3	2	1	40.0%	24	1	1	2	1	16.7%	28	5	3	4	1	42.9%
	Libois	\$1,863	\$5.42	344	29	40	43	18	8.4%	20.1%	32.6%		29	3	3	2	3	27.6%	24	-	5	3	-	33.3%	28	1	3	4	-	28.6%
	Txanika Urrutia	\$2,035	\$6.59	309	40	39	39	10	12.9%	25.6%	38.2%		27	4	1	2	-	25.9%	26	5	1	6	-	46.2%	26	1	4	3	2	30.8%
	Urrutia	\$2,725	\$8.36	326	60	55	31	15	18.4%	35.3%	44.8%		26	3	6	2	1	42.3%	25	9	3	3	2	60.0%	22	4	4	1	-	40.9%
	Urrutia	\$2,388	\$7.33	326	55	33	41	18	16.9%	27.0%	39.6%		23	2	2	2	3	26.1%	24	3	1	1	2	20.8%	21	4	2	1	2	33.3%
	Argoitia	\$2,142	\$6.38	336	37	49	41	12	11.0%	25.6%	37.8%		30	6	5	2	1	43.3%	30	3	5	4	-	40.0%	19	1	1	4	2	31.6%
	Atain	\$2,568	\$7.60	338	52	48	50	8	15.4%	29.6%	44.4%		31	3	3	4	4	32.3%	29	4	3	4	2	37.9%	30	3	2	7	-	40.0%
Back Courters	Cabanillas	\$1,281	\$3.79	338	14	31	37	16	4.1%	13.3%	24.3%		30	1	1	4	2	20.0%	30	1	4	3	1	26.7%	28	2	-	1	3	10.7%
	Danel	\$2,213	\$6.71	330	44	43	36	18	13.3%	26.4%	37.3%		31	3	3	3	1	29.0%	20	3	5	-	2	40.0%	28	4	8	5	-	60.7%
	Laborde	\$2,394	\$7.00	342	47	41	52	14	13.7%	25.7%	40.9%		32	3	2	7	-	37.5%	25	5	4	2	1	44.0%	32	5	5	4	3	43.8%
	Leke	\$1,221	\$8.72	140	32	17	10	11	22.9%	35.0%	42.1%																			
	Oierdi	\$2,141	\$6.24	343	43	36	40	21	12.5%	23.0%	34.7%		32	5	5	5	2	46.9%	29	3	1	3	2	24.1%	31	5	2	3	2	32.3%
	Oyhenard	\$2,669	\$7.90	338	59	40	48	19	17.5%	29.3%	43.5%		30	3	6	5	2	46.7%	30	4	4	5	-	43.3%	25	3	4	5	1	48.0%
	Toucoulet	\$1,820	\$5.16	353	29	43	36	15	8.2%	20.4%	30.6%		31	5	6	1	1	38.7%	32	4	2	6	1	37.5%	29	4	5	2	1	37.9%
	Uranga	\$2,481	\$7.19	345	47	48	46	21	13.6%	27.5%	40.9%		33	6	4	4	1	42.4%	27	4	4	3	4	40.7%	27	4	3	2	-	33.3%
Zugaitz	\$2,126	\$6.71	317	36	44	44	21	11.4%	25.2%	39.1%																				

WPS by Doubles Pairings

Front/Back	Argoitia								Atain								Cabanillas							
	GP	W	P	S	Q	W%	Qn %	ITM	GP	W	P	S	Q	W%	Qn %	ITM	GP	W	P	S	Q	W%	Qn %	ITM
Aaron	33	3	6	3	3	9.1%	27.3%	36.4%	29	2	2	10	-	6.9%	13.8%	48.3%	40	1	8	5	-	2.5%	22.5%	35.0%
Arrieta	23	2	2	1	-	8.7%	17.4%	21.7%	32	3	7	6	-	9.4%	31.3%	50.0%	21	2	1	2	-	9.5%	14.3%	23.8%
Benetrix	33	5	4	6	-	15.2%	27.3%	45.5%	35	8	6	4	1	22.9%	40.0%	51.4%	32	1	5	5	1	3.1%	18.8%	34.4%
Bixente	29	2	5	4	1	6.9%	24.1%	37.9%	26	8	4	4	-	30.8%	46.2%	61.5%	35	4	1	4	3	11.4%	14.3%	25.7%
Etcheberry	26	4	2	5	2	15.4%	23.1%	42.3%	28	2	5	1	-	7.1%	25.0%	28.6%	24	-	2	4	-	-	8.3%	25.0%
Goikoetxea	4	1	1	-	-	25.0%	50.0%	50.0%									2	-	-	-	-	-	-	-
Jagoba	34	8	4	5	1	23.5%	35.3%	50.0%	20	5	2	-	1	25.0%	35.0%	35.0%	24	2	2	3	2	8.3%	16.7%	29.2%
Laloo	31	2	4	2	2	6.5%	19.4%	25.8%	37	5	6	5	1	13.5%	29.7%	43.2%	35	-	4	2	1	-	11.4%	17.1%
Libois	37	-	7	5	1	-	18.9%	32.4%	35	2	3	8	1	5.7%	14.3%	37.1%	42	2	2	2	5	4.8%	9.5%	14.3%
Txanika	28	2	5	3	1	7.1%	25.0%	35.7%	30	5	3	5	1	16.7%	26.7%	43.3%	32	-	2	1	1	-	6.3%	9.4%
Urreisti	27	5	6	3	-	18.5%	40.7%	51.9%	32	5	7	2	1	15.6%	37.5%	43.8%	26	-	3	5	2	-	11.5%	30.8%
Urrutia	31	3	3	4	1	9.7%	19.4%	32.3%	34	7	3	5	2	20.6%	29.4%	44.1%	25	2	1	4	1	8.0%	12.0%	28.0%
Totals	336	37	49	41	12	11.0%	25.6%	37.8%	338	52	48	50	8	15.4%	29.6%	44.4%	338	14	31	37	16	4.1%	13.3%	24.3%

Front/Back	Danel								Laborde								Leke							
	GP	W	P	S	Q	W%	Qn %	ITM	GP	W	P	S	Q	W%	Qn %	ITM	GP	W	P	S	Q	W%	Qn %	ITM
Aaron	27	3	2	3	3	11.1%	18.5%	29.6%	26	2	4	4	2	7.7%	23.1%	38.5%	17	3	3	5	1	17.6%	35.3%	64.7%
Arrieta	38	4	4	4	4	10.5%	21.1%	31.6%	27	2	2	6	-	7.4%	14.8%	37.0%	12	2	2	-	2	16.7%	33.3%	33.3%
Benetrix	21	2	4	3	2	9.5%	28.6%	42.9%	45	5	6	11	1	11.1%	24.4%	48.9%	7	3	2	1	-	42.9%	71.4%	85.7%
Bixente	34	4	6	6	4	11.8%	29.4%	47.1%	36	8	4	2	2	22.2%	33.3%	38.9%	7	2	-	-	1	28.6%	28.6%	28.6%
Etcheberry	28	3	4	5	3	10.7%	25.0%	42.9%	35	2	4	7	2	5.7%	17.1%	37.1%	14	1	-	-	3	7.1%	7.1%	7.1%
Goikoetxea									1	-	1	-	-	-	100.0%	100.0%	1	-	-	-	-	-	-	-
Jagoba	24	1	3	3	1	4.2%	16.7%	29.2%	24	4	1	4	1	16.7%	20.8%	37.5%	10	1	3	1	-	10.0%	40.0%	50.0%
Laloo	33	4	5	4	4	12.1%	27.3%	39.4%	32	5	6	2	1	15.6%	34.4%	40.6%	16	6	-	-	3	37.5%	37.5%	37.5%
Libois	27	3	3	2	3	11.1%	22.2%	29.6%	32	2	5	7	2	6.3%	21.9%	43.8%	13	3	3	-	-	23.1%	46.2%	46.2%
Txanika	31	7	3	2	7	22.6%	32.3%	38.7%	25	4	2	2	-	16.0%	24.0%	32.0%	11	2	-	2	1	18.2%	18.2%	36.4%
Urreisti	33	7	4	4	7	21.2%	33.3%	45.5%	28	6	6	3	2	21.4%	42.9%	53.6%	24	6	3	-	-	25.0%	37.5%	37.5%
Urrutia	34	6	5	-	6	17.6%	32.4%	32.4%	31	7	-	4	1	22.6%	22.6%	35.5%	8	3	1	1	-	37.5%	50.0%	62.5%
Totals	330	44	43	36	44	13.3%	26.4%	37.3%	342	47	41	52	14	13.7%	25.7%	40.9%	140	32	17	10	11	22.9%	35.0%	42.1%

Front/Back	Oierdi								Oyhenard								Toucoulet							
	GP	W	P	S	Q	W%	Qn %	ITM	GP	W	P	S	Q	W%	Qn %	ITM	GP	W	P	S	Q	W%	Qn %	ITM
Aaron	36	1	2	5	2	2.8%	8.3%	22.2%	28	3	1	4	4	10.7%	14.3%	28.6%	33	1	1	3	4	3.0%	6.1%	15.2%
Arrieta	27	8	-	2	-	29.6%	29.6%	37.0%	28	6	1	7	1	21.4%	25.0%	50.0%	28	1	4	4	2	3.6%	17.9%	32.1%
Benetrix	42	2	8	3	8	4.8%	23.8%	31.0%	25	3	4	4	1	12.0%	28.0%	44.0%	30	2	4	2	1	6.7%	20.0%	26.7%
Bixente	34	4	6	6	6	11.8%	29.4%	47.1%	37	11	10	3	2	29.7%	56.8%	64.9%	29	3	5	3	1	10.3%	27.6%	37.9%
Etcheberry	38	4	-	5	-	10.5%	10.5%	23.7%	22	3	2	5	1	13.6%	22.7%	45.5%	46	5	1	6	2	10.9%	13.0%	26.1%
Goikoetxea	1	1	-	-	-	100.0%	100.0%	100.0%									1	-	-	-	-	-	-	-
Jagoba	27	4	4	2	4	14.8%	29.6%	37.0%	20	1	3	6	1	5.0%	20.0%	50.0%	32	3	3	2	2	9.4%	18.8%	25.0%
Laloo	36	6	3	4	3	16.7%	25.0%	36.1%	39	2	6	3	2	5.1%	20.5%	28.2%	31	2	4	1	-	6.5%	19.4%	22.6%
Libois	21	4	2	2	2	19.0%	28.6%	38.1%	33	3	1	4	1	9.1%	12.1%	24.2%	27	1	5	3	1	3.7%	22.2%	33.3%
Txanika	22	-	6	3	6	-	27.3%	40.9%	33	6	2	7	3	18.2%	24.2%	45.5%	37	3	4	5	1	8.1%	18.9%	32.4%
Urreisti	31	6	3	4	3	19.4%	29.0%	41.9%	39	12	6	3	2	30.8%	46.2%	53.8%	27	3	8	2	1	11.1%	40.7%	48.1%
Urrutia	28	3	2	4	2	10.7%	17.9%	32.1%	34	9	4	2	1	26.5%	38.2%	44.1%	32	5	4	5	-	15.6%	28.1%	43.8%
Totals	343	43	36	40	36	12.5%	23.0%	34.7%	338	59	40	48	19	17.5%	29.3%	43.5%	353	29	43	36	15	8.2%	20.4%	30.6%

Front/Back	Uranga								Zugaitz								Totals							
	GP	W	P	S	Q	W%	Qn %	ITM	GP	W	P	S	Q	W%	Qn %	ITM	GP	W	P	S	Q	W%	Qn %	ITM
Aaron	37	1	3	6	1	2.7%	10.8%	27.0%	33	4	4	8	2	12.1%	24.2%	48.5%	339	24	36	56	22	7.1%	17.7%	34.2%
Arrieta	31	5	5	4	3	16.1%	32.3%	45.2%	24	5	2	2	2	20.8%	29.2%	37.5%	291	40	30	38	11	13.7%	24.1%	37.1%
Benetrix	32	3	6	2	2	9.4%	28.1%	34.4%	31	4	6	5	1	12.9%	32.3%	48.4%	333	38	55	46	11	11.4%	27.9%	41.7%
Bixente	34	8	6	6	1	23.5%	41.2%	58.8%	29	4	2	3	3	13.8%	20.7%	31.0%	330	58	49	41	16	17.6%	32.4%	44.8%
Etcheberry	25	3	3	1	-	12.0%	24.0%	28.0%	21	2	3	1	1	9.5%	23.8%	28.6%	307	29	26	40	20	9.4%	17.9%	30.9%
Goikoetxea	2	-	1	-	-	-	50.0%	50.0%									12	2	3	-	-	16.7%	41.7%	41.7%
Jagoba	20	1	1	1	3	5.0%	10.0%	15.0%	18	-	2	4	-	-	11.1%	33.3%	253	30	28	31	13	11.9%	22.9%	35.2%
Laloo	37	2	6	7	5	5.4%	21.6%	40.5%	23	1	2	4	3	4.3%	13.0%	30.4%	350	35	46	34	22	10.0%	23.1%	32.9%
Libois	32	4	3	7	3	12.5%	21.9%	43.8%	45	5	6	3	3	11.1%	24.4%	31.1%	344	29	40	43	18	8.4%	20.1%	32.6%
Txanika	28	8	6	3	-	28.6%	50.0%	60.7%	32	3	6	6	1	9.4%	28.1%	46.9%	309	40	39	39	10	12.9%	25.6%	38.2%
Urreisti	28	6	1	2	1	21.4%	25.0%	32.1%	31	4	8	3	2	12.9%	38.7%	48.4%	326	60	55	31	15	18.4%	35.3%	44.8%
Urrutia	39	6	7	7	2	15.4%	33.3%	51.3%	30	4	3	5	3	13.3%	23.3%	40.0%	326	55	33	41	18	16.9%	27.0%	39.6%
Totals	345	47	48	46	21	13.6%	27.5%	40.9%	317	36	44	44	21	11.4%	25.2%	39.1%								

Singles

Table with columns for Player, \$\$\$, /GP, Pts, PPG, Avg, Post, GP, W, P, S, Q, W%, Qn%, ITM, and 10 Games (Game 1-10) with sub-columns for GP, W, P, S, Q. Includes Front Counters and Back Counters.

Doubles

Table with columns for Player, \$\$\$, /GP, Pts, PPG, Avg, Post, GP, W, P, S, Q, W%, Qn%, ITM, and 10 Games (Game 1-10) with sub-columns for GP, W, P, S, Q. Includes Front Counters and Back Counters.

All Games

Table with columns for Player, \$\$\$, /GP, Pts, PPG, Avg, Post, and All Games (GP, W, P, S, Q, W%, Qn%, ITM). Includes Front Counters and Back Counters.

Singles

Table with columns: Player, All Games (GP, WPS, ITM), ITM by Perf, Wed Mat, Wed Eve, Thu Eve, Fri Eve, Sat Mat, Sat Eve, Sun Mat. Includes rows for Front Courters and Back Courters.

Doubles

Table with columns: Player, All Games (GP, WPS, ITM), ITM by Perf, Wed Mat, Wed Eve, Thu Eve, Fri Eve, Sat Mat, Sat Eve, Sun Mat. Includes rows for Front Courters and Back Courters.

Win by Post

Place by Post

Show by Post

Quad by Post

Table with 11 columns (Post, 1-10, Tot) and 8 rows of game data for 'Win by Post'. Totals range from 61 to 141.

Table with 11 columns (Post, 1-10, Tot) and 8 rows of game data for 'Place by Post'. Totals range from 52 to 148.

Table with 11 columns (Post, 1-10, Tot) and 8 rows of game data for 'Show by Post'. Totals range from 65 to 120.

Table with 11 columns (Post, 1-10, Tot) and 8 rows of game data for 'Quad by Post'. Totals range from 23 to 32.

Quiniela

Exacta

Superfecta - Box

Table with 11 columns (QN, 1-10, Tot) and 30 rows of game data for 'Quiniela'. Totals range from 6 to 62.

Table with 11 columns (EX, 1-10, Tot) and 30 rows of game data for 'Exacta'. Totals range from 9 to 38.

Table with 11 columns (EX, 1-10, Tot) and 30 rows of game data for 'Exacta' (duplicate header). Totals range from 3 to 21.

Table with 3 columns (SPRF, Tot) and 30 rows of Superfecta data for 'All Games'. Totals range from 1 to 10.

Table with 3 columns (SPRF, Tot) and 30 rows of Superfecta data for 'All Games'. Totals range from 1 to 6.

Daily Double

Pick 3 and Pick 4

Table with 5 columns (Post, 1-4, 8-9) and 8 rows of 'Daily Double' game data.

Table with 9 columns (Post, 3-5, 7-9, 6-9) and 8 rows of 'Pick 3 and Pick 4' game data.

Trifecta Box - 805 Games

GP-->											805	Spec 7	Spec 9
	88	88	88	88	88	88	88	88	88	13		All Gms	541
Box	1	2	3	4	5	6	7	8	9	10		1,2,4,5,7,8,10	3,6,9
123		3	4	2	4	3	3	2	1			14	8
124	5	4	2	3	3	1	11	4	3	1		31	6
125	4	5	2	4	5	5	1	5	5	1		25	12
126	1	3	3	4	1	6	1	3	2	1		14	11
127	2	2	2	1	1	2	2	1	1			9	5
128		3	1	1		1			3	1		5	5
134	4	3	3	5	1	3	1	2	2			16	8
135		2	1	2	1		1	3	1			9	2
136	5		1	1	2			2	4	1		11	5
137	1	3	3	3	2	2	1	4	2			14	7
138	3	5	1	1	3		2	2				16	1
145	4	1	1		2	2	3	3				13	3
146	1	3		5	2	4	1		2			12	6
147	2	2	2	1	1		1	1	1			8	3
148	4	3	2	4	1	4		2	1			14	7
156	3	1		1	1	1	2	1	3			9	4
157		2	2		3	3	1	3	2	1		10	7
158	1	1	1	2	3	1	2	2				11	2
167		3	1	1	1	1			1			5	3
168	2	4	1		3	3	2					11	4
178	1				3				1			4	1
234	5	5	3	5	5		6	6	2	2		34	5
235	5	3	4	5	4	3	3	4	9			24	16
236	2		2	3	1	4	2	5	2	1		14	8
237	1	4	3	1	3	4	3		2			12	9
238			3	3	1	4	4		2			8	9
245	1	2	1	1	1		5	1	1			11	2
246	5		3	4	3	4	2	1	1			15	8
247	2	1		4	4		1	2		1		15	
248		1	5	5	2	1	1	1	3			10	9
256	1		2	1	2	2	3	1	4			8	8
257	2	1	3		3	3	2	2	3			10	9
258	1	2	1	3	1	3		2	3			9	7
267	1					1		2				3	1
268	2	3					2	2	1	1		10	1
278	2		2	2			1		1	1		6	3
345	2	1	1			2	1		1	1		5	4
346		2	1		1	1	2	2				7	2
347	1	1	2	1	1	2	3	1	2			8	6
348	1		1	1	3	1	4	2	1			11	3
356			1	1	2			3	1			6	2
357		2	2		1		2	2	1			7	3
358	2	2	3		2		1		2			7	5
367	2	1	1	2	1				1			6	2
368			1			2		1	1			1	4
378		2	2			1			1			2	4
456			1	1	1	1		1	1			3	3
457	1		1		1	2	1	1	1			4	4
458					2	2		2	1			4	3
467	2		3	1	1			2				6	3
468	2	1	2									3	2
478	1			1		1		1	1			3	2
567									1				1
568	1	1	1	1	1	1	1		2			5	4
578				1		1	1	1	1			3	2
678													

Trifecta Straight - 805 Games

Tri	Count	Tri	Count	Tri	Count	Tri	Count	Tri	Count	Tri	Count
123	1	245		367		512	2	634	1	756	
124	4	246	4	368	1	513	1	635	2	758	2
125	5	247	1	371	4	514	5	637		761	
126	8	248	5	372	6	516	3	638	1	762	
127	5	251	4	374	1	517	1	641	2	763	3
128	2	253	6	375	1	518	2	642	5	764	
132	6	254	2	376	1	521	7	643	3	765	
134	1	256	3	378	3	523	4	645	1	768	
135	2	257	2	381	3	524	8	647	2	781	
136	1	258	3	382	2	526	1	648	1	782	
137	1	261	5	384	2	527	3	651	2	783	
138	4	263	4	385		528		652	3	784	1
142	8	264	7	386	3	531	3	653	1	785	2
143	3	265		387		532	7	654	2	786	
145	1	267		412	5	534	5	657		812	1
146	2	268	2	413	9	536	1	658	1	813	1
147	1	271	2	415	2	537	1	671	1	814	4
148	4	273	3	416	1	538	3	672		815	1
152	7	274	4	417	3	541	3	673	2	816	8
153	2	275	7	418	4	542	1	674	2	817	2
154	3	276		421	4	543	1	675		821	2
156	2	278	1	423	13	546	1	678		823	1
157	2	281		425	2	547	1	681		824	1
158	2	283	3	426	5	548	1	682		825	3
162	3	284	3	427	1	561	1	683		826	7
163	3	285	4	428	3	562	1	684	1	827	5
164	8	286	1	431	4	563	3	685	2	831	2
165		287	1	432	10	564	2	687		832	
167	2	312	4	435	2	567		712		834	1
168	1	314	4	436	1	568		713	4	835	4
172	2	315	2	437	4	571	3	714		836	
173	7	316	4	438	4	572		715	4	837	3
174	6	317	4	451	2	573		716	2	841	4
175	5	318	5	452		574	2	718	1	842	5
176	2	321	4	453		576	1	721		843	4
178	1	324	6	456		578		723	1	845	2
182	2	325	5	457	1	581	1	724	3	846	3
183	2	326	5	458		582	1	725	4	847	2
184	2	327	5	461	3	583		726	2	851	2
185	5	328	9	462		584	1	728	1	852	5
186	2	341	3	463		586	1	731	1	853	4
187		342	5	465		587		732	2	854	3
213	2	345		467		612	1	734		856	2
214	9	346	1	468		613	1	735	3	857	1
215	12	347	1	471	1	614	2	736	2	861	1
216	7	348		472	2	615	5	738		862	1
217	5	351	1	473	5	617	1	741		863	
218	3	352	12	475	1	618	3	742	4	864	
231	5	354	1	476	1	621	1	743	3	865	3
234	2	356	1	478		623	2	745	2	867	
235	6	357		481	3	624	2	746	4	871	1
236	1	358	1	482	2	625	8	748		872	1
237	4	361	3	483	3	627	2	751	2	873	
238	2	362	3	485		628		752	3	874	1
241	7	364	3	486		631	4	753	5	875	
243	3	365		487	1	632	7	754	1	876	